



# EoSonics<sup>®</sup> FRAG96

## High-throughput Focused-ultrasonicator

EoSonics<sup>®</sup> FRAG96 High-throughput Focused-ultrasonicator adopts Adaptive Cylindrical Ultrasonic (ACU ) technology to shearing of DNA, RNA, chromatin, and protein. It can achieve appropriate size by different sonication conditions. Based on its excellent performance, it can produce relatively narrow and consistent chromatin shearing profiles (200-600bp) compared with enzyme cutting method, which can be a better choice for sample fragmentation treatment.

EoSonics<sup>®</sup> FRAG96 can flexibly process 1 to 96 samples at one time. Different specifications of consumables such as 96-well plates, eight-row tubes, and single tubes can be used to fit 1 to 96 samples. Since PCR plates/tubes can be used for processing, the cost of consumables is very low. There is no need to manually change samples to special consumables during use, it can transfer samples from board to board for automation.

The product has obtained CB and CE certifications.

### Highlights

#### High Throughput

1~96 samples can be processed at one time.

#### Low Noise

No vibration and no noise in operation.

#### Multiple settings

1~12 parameters can be set at the same time. Sample demand maximizes coverage.

#### Reduce Manual Work

Nucleic acid and cultured cells can be sheared directly without changing plate.

#### Non-contact

Closed vessel; no cross-contamination, aerosols, or clean-up.

#### Compatible

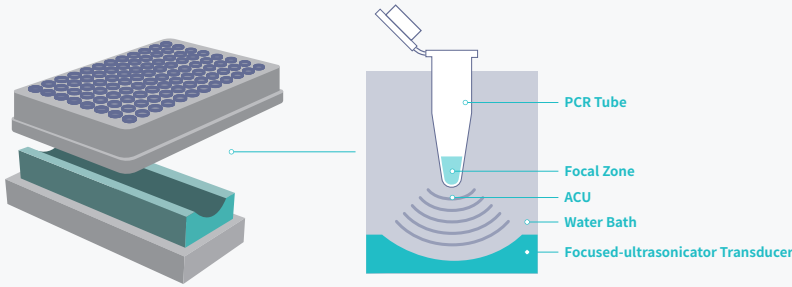
No requirement for buying special consumables, common laboratory consumables can be used.

#### Consistent

Process 1-96 samples with extremely high reproducibility.

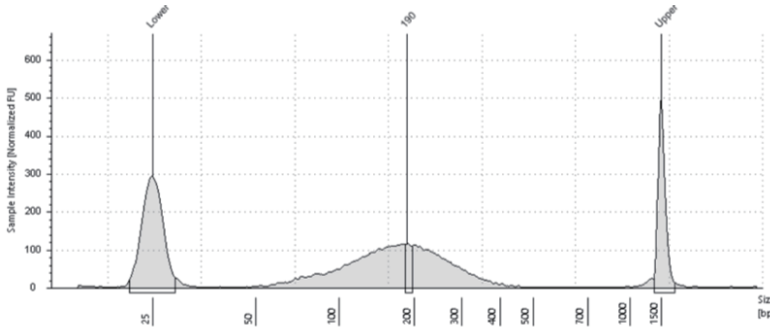
#### Fatigue Resistance

Can work continuously for a long time.

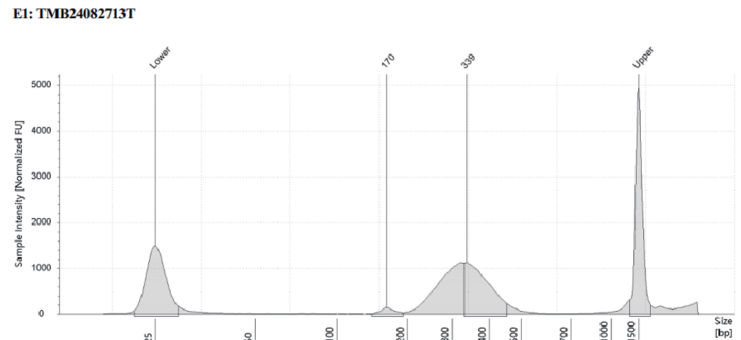


### Compatible applications

- Shearing DNA/RNA for NGS.
- Shearing chromatin for ChIP-Seq.
- Process cells or tissue samples for nucleic acid extraction.
- Process cells or tissue samples for protein extraction.



Fragmentation effect of FFPE samples using a common 96-well PCR plate, with the target fragment size of 200 bp.



Results of TSO targeted panel library construction using fragmented FFPE samples.

## Technical Specification

Throughput	1~96
Fragment sizes	100bp~5Kb
Flexible sample processing volume	15~150µl The system can be extended to the milliliter level.
Technology	ACU (Adaptive Cylindrical Ultrasonic)
Supported consumables	PCR plates, PCR tubes and professional consumables
Automatable	Optional
Man-machine interaction mode	Touch screen

## Operating Environment

Dimensions (WxDxH)	560mm×660mm×382mm
Weight	50Kg
Power Requirements	220V/50Hz ;110V/60Hz
Operating Environment	Ambient temperature: 10°C to 30 °C (50 °F to 86 °F) Relative humidity: 20% to 80%; 80~106kPa
Intelligent monitoring	Yes

### References

- Pujari GP, et al. 2023 A High-Throughput Workflow for FFPE Tissue Proteomics.
- Harada S, et al. 2021 Diagnostic utility of one-stop fusion gene panel to detect TFE3/TFEB gene rearrangement and amplification in renal cell carcinomas.
- V Pestinger, et al. - 2020 Use of an integrated pan-cancer oncology enrichment NGS assay to measure tumour mutational burden and detect clinically actionable variants
- Robbe, et al.- 2018 Clinical whole-genome sequencing from routine formalin-fixed, paraffin-embedded specimens: pilot study for the 100,000 Genomes Project
- Calsina B, et al. - 2018 Role of MDH2 pathogenic variant in pheochromocytoma and paraganglioma patients.

## LivoBot Co., LTD

+86 183 1137 8180    sales@livotbot.com

All trademarks and logos on this flyer belong to LivoBot Co., LTD

